

FLIPPER

Version

Wall 85 cm - White - 800 m³/h

Collection

Design

EAN code

8034122350004



The photograph is purely for information
It may not correspond to the selected version.

FEATURES

Electronic control
LED lighting
Metallic grease filter, removable and washable
Optional combined regenerable Carbon.Zeo filter
Charcoal filter included
Possible to duct wall mounted from rear
Optional Chimney
White tempered glass with steel central band

OPTIONAL ACCESSORIES

KCQAN.00#I
Chimney (Inox)
KACL.798#41F
Remote under-roof motor 950 m³/h
KACL.770#41F
Remote under-roof 1100 m³/h
Brushless
KACL.786#41F
Outdoor extractor fan 1000 m³/h
KACL.796#4AF
Outdoor extractor fan 1500 m³/h
KACL.797#4AF
Remote under-roof motor 1300 m³/h
KACL.941
External filter unit for sloped hoods

TECHNICAL FEATURES

Installation type
Wall
Dimensions
85 cm
Finishing
Tempered white glass with Stainless Steel central band
Motor
800 m³/h
Type of control
Electronic control
Speed settings
4
Lighting
Led 2x1,2 W - 3200 K
Filter
Metallic filter "Base" - 284x234 mm - 2 pz
Charcoal filter
Round charcoal filter Ø170 mm - Type 6
Minimum distance
Gas hob: 57 cm
Electric hob: 52 cm

PACKAGING:WEIGHTS AND VOLUMES

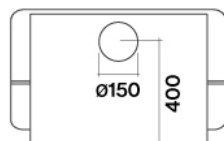
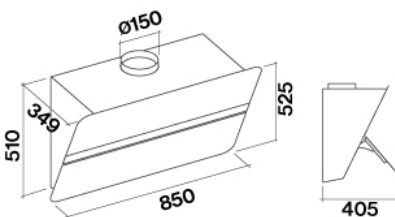
Gross weight
30.00 kg
Net weight
25.00 kg
Volume
0.27 m³
Packaging size
Length
950 mm
Height
655 mm
Depth
440 mm

CONSUMPTION AND CONNECTION FEATURES

Maximum consumption
280 W
Voltage / Frequency
220-240V
50-60Hz
Plug type
Shuko

MOTOR TECHNICAL SHEET

Maximum capacity
750 m³/h
I.E.C. 61591
Maximum noise level
66 dB(A)re1pW
I.E.C.60704-2-13
Maximum pressure (Pa)
510 Pa
Max. motor power
224 W
ENERGY CLASS
A



FLIPPER

Version

Wall 85 cm - White - 800 m³/h

Collection

Design

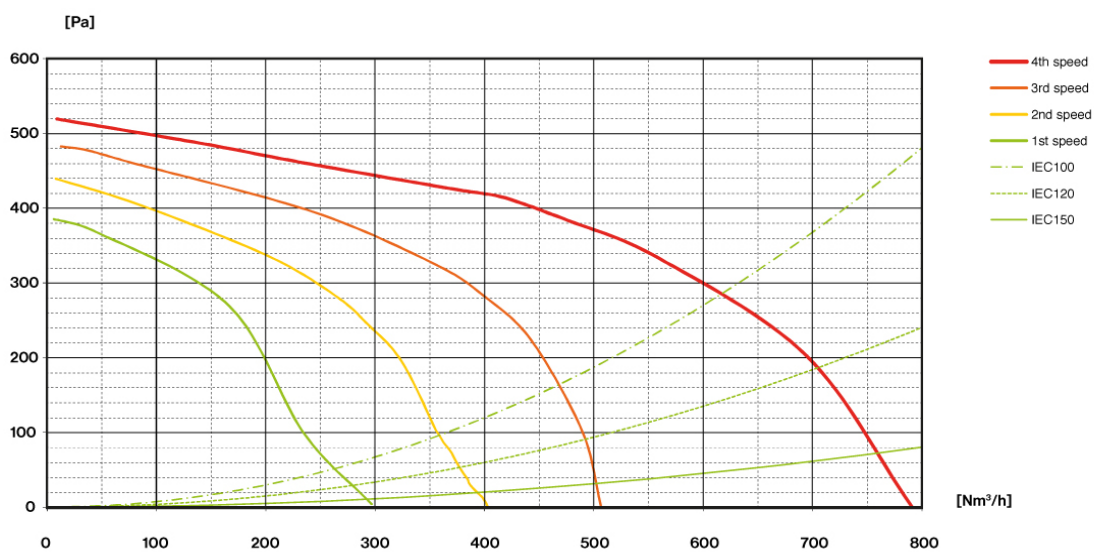
EAN code

8034122350004

MOTOR TECHNICAL SHEET

Motor speed	1	2	3	4
Noise level dB(A)re1pW-I.E.C.60704-2-13	46	53	58	66
Capacity (m ³ /h) I.E.C.61591 Normalized Pipes	295	390	500	750
Maximum pressure (Pa)	390	440	490	510
Motor Power (W)	130	150	178	224
Air outlet	150	150	150	150

CAPACITY / PRESSURE



FLIPPER

Version

Wall 85 cm - White - 800 m³/h

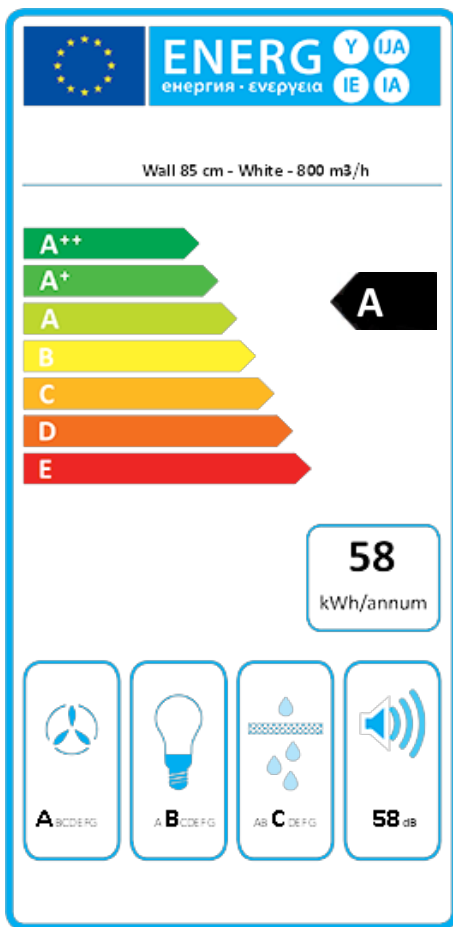
Collection

Design

EAN code

8034122350004

ENERGY LABEL



PF		
S	Falmec Spa	
M	Wall 85 cm - White - 800 m ³ /h	
AEC	57,7	kWh/a
ECC	A	
FDE	29,4	
FDEC	A	
LE	21,6	
LEC	B	
GFE	82,0	
GFEC	C	
Qmin	295,0	m ³ /h
Qmax	500,0	m ³ /h
Qboost	750,0	m ³ /h
SPEmin	46	dBa
SPEmax	58	dBa
SPEboost	66	dBa
PO	-	W
PS	0,48	W
PI		
F	0,9	
EEl	53,2	
Qbep	430,0	m ³ /h
Pbep	404	Pa
Qboost	750,0	m ³ /h
Wbep	164,0	W
WL	5,30	W
Emiddle	114	lux
Lwa-SPEmax	58	dBa

PF_Product fiche according to 65/2014 S_Supplier name / M_Model identification / AEC_Annual Energy Consumption (AEC hood) / EEC_Energy Efficiency class / FDE_Fluid Dynamic Efficiency (FDE hood) / FDEC_Fluid Dynamic Efficiency class / LE_Lighting Efficiency (LE hood) / LEC_Lighting Efficiency class / GFE_Grease Filtering Efficiency / GFEC_Grease Filtering Efficiency class / Qmin_Air flow (in m³/h) at min speed in normal use / Qmax_Air flow (in m³/h) at max speed in normal use / Qboost_Air flow (in m³/h) at intensive or boost setting (max air-flow) / SPEmin_Airborne acoustical A-weighted sound power emissions at min speed in normal use / SPEmax_Airborne acoustical A-weighted sound power emissions at max speed in normal use / SPEboost_Airborne acoustical A-weighted sound power emissions (in dB) at intensive or boost setting / PO_Power consumption in off mode (Po) / Ps_Power consumption in stand by mode (Ps). **PI_Additional information according to 66/2014** F_Time increase factor / EEI_Energy Efficiency Index / Qbep_Measured air flow rate at best efficiency point / Pbep_Measured air pressure at best efficiency point / Qboost_Maximum air flow / Wbep_Measured electric power input at best efficiency point / WL_Nominal power of the lighting system / Emiddle_Average illumination of the lighting system on the cooking surface / Lwa=SPEmax_Sound pressure level at the highest speed.