

## FLIPPER

### Version

Wall 85 cm - Black - 800 m<sup>3</sup>/h

### Collection

Design

### EAN code

8034122350363



The photograph is purely for information  
It may not correspond to the selected version.

## FEATURES

**Electronic control**  
**LED lighting**  
**Metallic grease filter, removable and washable**  
**Optional combined regenerable Carbon.Zeo filter**  
**Charcoal filter included**  
**Possible to duct wall mounted from rear**  
**Optional Chimney**  
**Black tempered glass with steel central band**

## OPTIONAL ACCESSORIES

**KCQAN.00#I**  
Chimney (Inox)  
**KACL.798#41F**  
Remote under-roof motor 950 m<sup>3</sup>/h  
**KACL.770#41F**  
Remote under-roof 1100 m<sup>3</sup>/h  
Brushless  
**KACL.786#41F**  
Outdoor extractor fan 1000 m<sup>3</sup>/h  
**KACL.796#4AF**  
Outdoor extractor fan 1500 m<sup>3</sup>/h  
**KACL.797#4AF**  
Remote under-roof motor 1300 m<sup>3</sup>/h  
**KACL.941**  
External filter unit for sloped hoods

## TECHNICAL FEATURES

**Installation type**  
Wall  
**Dimensions**  
85 cm  
**Finishing**  
Black tempered glass with Stainless Steel central band  
**Motor**  
800 m<sup>3</sup>/h  
**Type of control**  
Electronic control  
**Speed settings**  
4  
**Lighting**  
Led 2x1,2 W - 3200 K  
**Filter**  
Metallic filter "Base" - 284x234 mm - 2 pz  
**Charcoal filter**  
Round charcoal filter Ø170 mm - Type 6  
**Minimum distance**  
Gas hob: 57 cm  
Electric hob: 52 cm

## PACKAGING:WEIGHTS AND VOLUMES

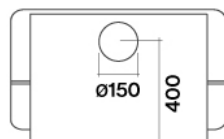
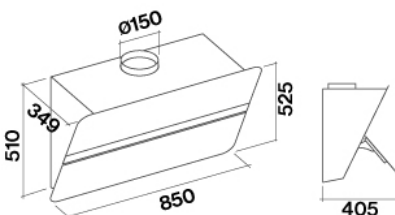
**Gross weight**  
30.00 kg  
**Net weight**  
25.00 kg  
**Volume**  
0.27 m<sup>3</sup>  
**Packaging size**  
Length  
950 mm  
Height  
655 mm  
Depth  
440 mm

## CONSUMPTION AND CONNECTION FEATURES

**Maximum consumption**  
280 W  
**Voltage / Frequency**  
220-240V  
50-60Hz  
**Plug type**  
Shuko

## MOTOR TECHNICAL SHEET

**Maximum capacity**  
750 m<sup>3</sup>/h  
I.E.C. 61591  
**Maximum noise level**  
66 dB(A)re1pW  
I.E.C.60704-2-13  
**Maximum pressure (Pa)**  
510 Pa  
**Max. motor power**  
224 W  
**ENERGY CLASS**  
A



## FLIPPER

### Version

Wall 85 cm - Black - 800 m<sup>3</sup>/h

### Collection

Design

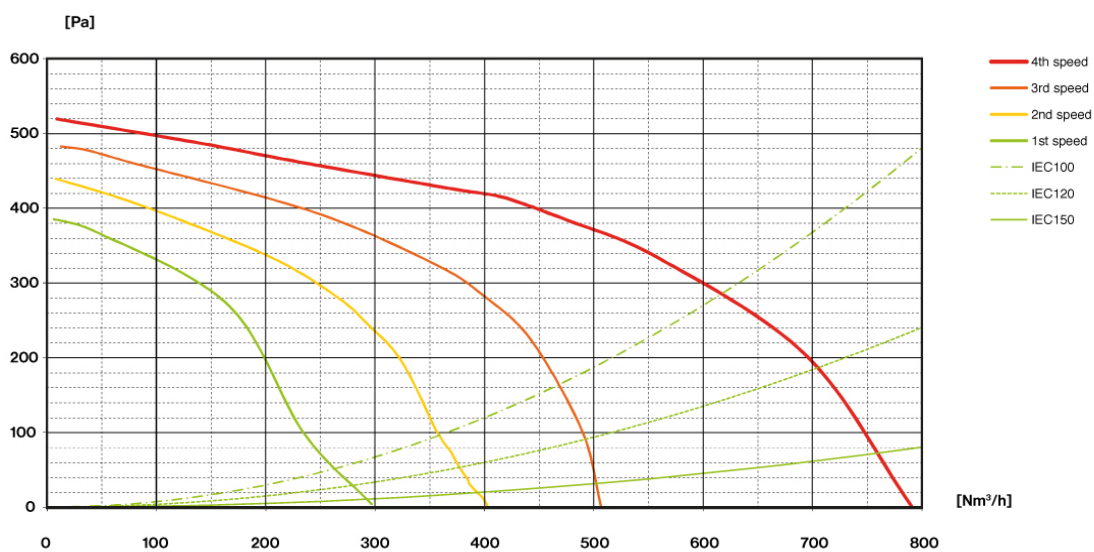
### EAN code

8034122350363

## MOTOR TECHNICAL SHEET

Motor speed	1	2	3	4
Noise level dB(A)re1pW-I.E.C.60704-2-13	46	53	58	66
Capacity (m3/h) I.E.C.61591 Normalized Pipes	295	390	500	750
Maximum pressure (Pa)	390	440	490	510
Motor Power (W)	130	150	178	224
Air outlet	150	150	150	150

## CAPACITY / PRESSURE



## FLIPPER

### Version

Wall 85 cm - Black - 800 m<sup>3</sup>/h

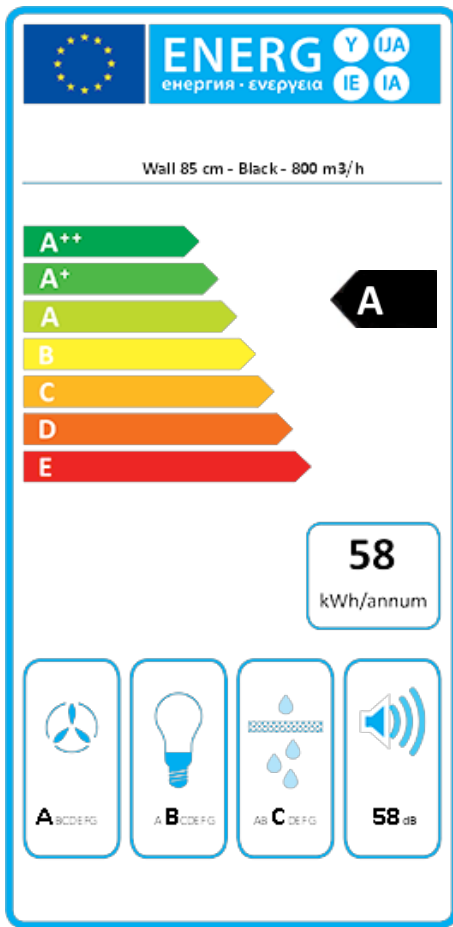
### Collection

Design

### EAN code

8034122350363

## ENERGY LABEL



PF		
S	Falmec Spa	
M	Wall 85 cm - Black - 800 m <sup>3</sup> /h	
AEC	57,7	kWh/a
ECC	A	
FDE	29,4	
FDEC	A	
LE	21,6	
LEC	B	
GFE	82,0	
GFEC	C	
Qmin	295,0	m <sup>3</sup> /h
Qmax	500,0	m <sup>3</sup> /h
Qboost	750,0	m <sup>3</sup> /h
SPEmin	46	dBa
SPEmax	58	dBa
SPEboost	66	dBa
PO	-	W
PS	0,48	W
PI		
F	0,9	
EEl	53,2	
Qbep	430,0	m <sup>3</sup> /h
Pbep	404	Pa
Qboost	750,0	m <sup>3</sup> /h
Wbep	164,0	W
WL	5,30	W
Emiddle	114	lux
Lwa-SPEmax	58	dBa

**PF\_Product fiche according to 65/2014** S\_Supplier name / M\_Model identification / AEC\_Annual Energy Consumption (AEC hood) / EEC\_Energy Efficiency class / FDE\_Fluid Dynamic Efficiency (FDE hood) / FDEC\_Fluid Dynamic Efficiency class / LE\_Lighting Efficiency (LE hood) / LEC\_Lighting Efficiency class / GFE\_Grease Filtering Efficiency / GFEC\_Grease Filtering Efficiency class / Qmin\_Air flow (in m<sup>3</sup>/h) at min speed in normal use / Qmax\_Air flow (in m<sup>3</sup>/h) at max speed in normal use / Qboost\_Air flow (in m<sup>3</sup>/h) at intensive or boost setting (max air-flow) / SPEmin\_Airborne acoustical A-weighted sound power emissions at min speed in normal use / SPEmax\_Airborne acoustical A-weighted sound power emissions at max speed in normal use / SPEboost\_Airborne acoustical A-weighted sound power emissions (in dB) at intensive or boost setting / PO\_Power consumption in off mode (Po) / Ps\_Power consumption in stand by mode (Ps). **PI\_Additional information according to 66/2014** F\_Time increase factor / EEl\_Energy Efficiency Index / Qbep\_Measured air flow rate at best efficiency point / Pbep\_Measured air pressure at best efficiency point / Qboost\_Maximum air flow / Wbep\_Measured electric power input at best efficiency point / WL\_Nominal power of the lighting system / Emiddle\_Average illumination of the lighting system on the cooking surface / Lwa=SPEmax\_Sound pressure level at the highest speed.