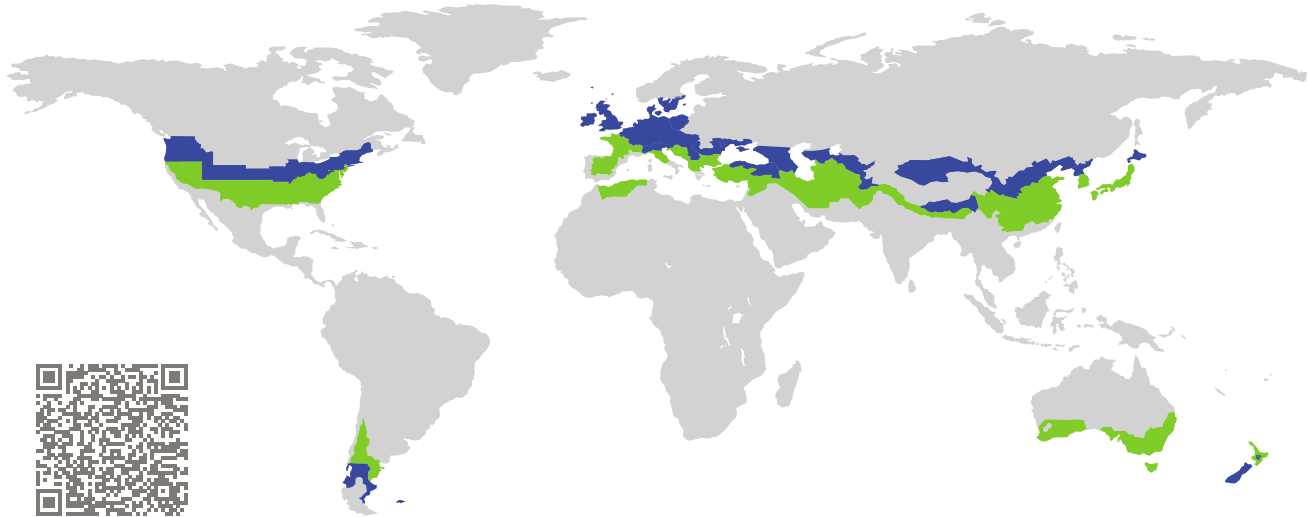


CERTIFICATE

Certified Passive House Component

Component-ID 1563vs03 valid until 31st December 2023

Passive House Institute
Dr. Wolfgang Feist
64283 Darmstadt
Germany



Category: **Air handling unit with heat recovery**
Manufacturer: **Siber Zone, S.L.U.**
Spain
Product name: **DF EVO 1**

Specification: Airflow rate < 600 m³/h
Heat exchanger: Recuperative

This certificate was awarded based on the product meeting the following main criteria

Heat recovery rate $\eta_{HR} \geq 75\%$
Specific electric power $P_{el,spec} \leq 0.45 \text{ Wh/m}^3$
Leakage < 3%
Comfort Supply air temperature $\geq 16.5 \text{ }^\circ\text{C}$ at outdoor air temperature of $-10 \text{ }^\circ\text{C}$

Airflow range
71–110 m ³ /h
Heat recovery rate
$\eta_{HR} = 85\%$
Specific electric power
$P_{el,spec} = 0.29 \text{ Wh/m}^3$

cool, temperate climate



CERTIFIED COMPONENT

Passive House Institute

Passive House comfort criterion

At an outdoor air temperature of - 10 °C a supply air temperature higher than 16.5 °C is achieved by use of an additional external electric preheater. The criterion is therefore met.

Efficiency criterion (heat recovery rate)

The effective heat recovery rate is measured at a test facility using balanced mass flows of the outdoor and exhaust air. The boundary conditions for the measurement are documented in the testing procedure.

$$\eta_{HR} = \frac{(\theta_{ETA} - \theta_{EHA}) + \frac{P_{el}}{\dot{m} \cdot c_p}}{(\theta_{ETA} - \theta_{ODA})}$$

With

- η_{HR} Heat recovery rate in %
- θ_{ETA} Extract air temperature in °C
- θ_{EHA} Exhaust air temperature in °C
- θ_{ODA} Outdoor air temperature in °C
- P_{el} Electric power in W
- \dot{m} Mass flow in kg/h
- c_p Specific heat capacity in W · h/(kg · K)

Heat recovery rate

$$\eta_{HR} = 85 \%$$

Efficiency criterion (electric power)

The overall electrical power consumption of the device is measured at the test facility at an external pressure of 100 Pa (50 Pa, respectively, for the intake and outlet). This includes the general electrical power consumption for operation and control but not for frost protection.

Specific electric power

$$P_{el,spec} = 0.29 \text{ Wh/m}^3$$

Efficiency ratio

The efficiency ratio provides information about the overall energy performance of the respective ventilation unit. It specifies the achieved reduction in ventilation heat losses by using a ventilation unit with heat recovery rather than without.

Efficiency ratio

$$\epsilon_L = 0.66$$

Leakage

The leakage airflow must not exceed 3 % of the average airflow of the unit's operating range.

Internal leakage	External leakage
1.56 %	3.00 %

Settings and airflow balance

It must be possible to adjust the balance of airflows at the unit itself (either between the exhaust and the outdoor airflows or between the supply and the extract airflows, if the unit is respectively placed inside or outside of the insulated thermal envelope of the building).

- This unit is certified for airflow rates of 71–110 m³/h.
- Balancing the airflow rates of the unit is possible.
- The user should have at least all the following setting options:
 - ✓ Switching the system on and off.
 - ✓ Synchronized adjustment of the supply and extract airflows to basic ventilation (70–80 %), standard ventilation (100 %) and increased ventilation (130 %) with a clear indication of the current setting.
- The device has a standby power consumption of 3.20 W. The target value of 1 W was exceeded. The device should be equipped with an additional external switch so that it can be disconnected from the mains, if required.
- After a power failure, the device will automatically resume operation.

Acoustical testing

The required limit for the sound power level of the device is 35 dB(A) in order to limit the sound pressure level in the installation room. The sound level target value of less than 25 dB(A) in living spaces and less than 30 dB(A) in functional spaces must be ensured by installing commercial silencers. The following sound power levels are met at an airflow rate of 110 m³/h:

Device	Duct			
	Outdoor	Supply air	Extract air	Exhaust air
43.9 dB(A)	46.0 dB(A)	56.0 dB(A)	42.0 dB(A)	59.0 dB(A)

- The unit does not fulfil the requirements for the sound power level. The unit must therefore be installed acoustically separated from living areas.
- One example of suitable silencers for supply and extract air ducts is mentioned in the detailed test report or can be obtained from the manufacturer. It is recommended to identify suitable silencers for each individual project.

Indoor air quality

This unit is to be equipped with the following filter qualities:

Outdoor air filter	Extract air filter
ISO ePM1 50%	ISO Coarse 60%

On the outdoor air side, the filter efficiency of ISO ePM1 50% (F7 according to EN 779) or better is recommended. For the extract air side, a filter efficiency of at least ISO Coarse 60% (G4 according to EN 779) is recommended. If not in standard configuration, the recommended filter is available as an accessory part.

Frost protection

Appropriate measures should be taken to prevent the heat exchanger and optional downstream hydraulic heater coil from getting damaged by frost during extreme winter temperatures ($-15\text{ }^{\circ}\text{C}$). It must be ensured that the unit's ventilation performance is not affected during frost protection cycles.

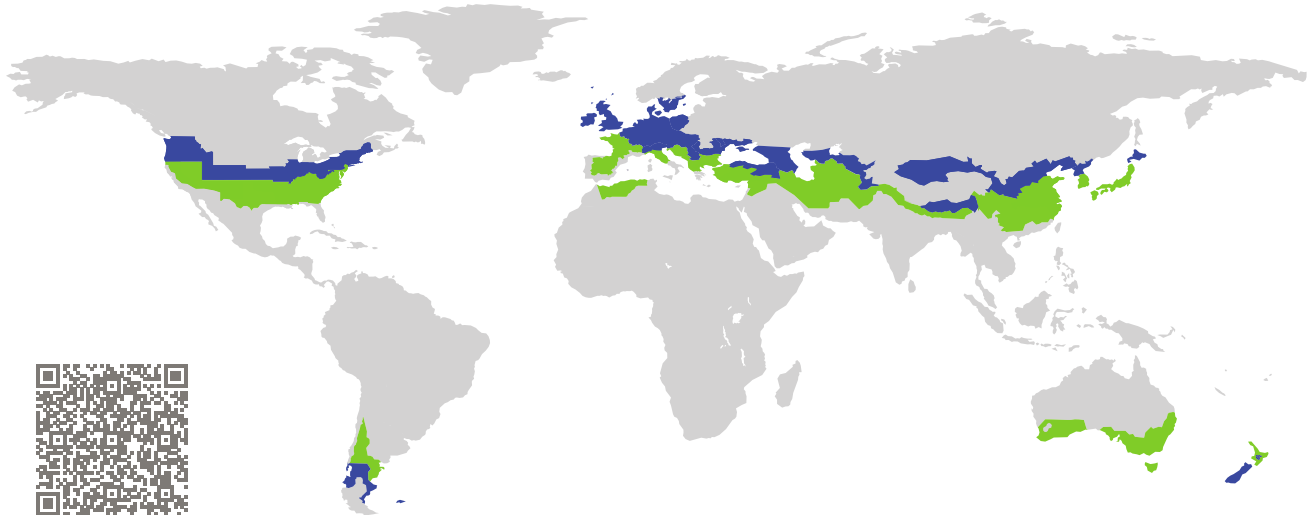
- Frost protection of the heat exchanger:
 - ✓ In order to protect the heat exchanger from freezing up, installation of an additional external preheater is required. The operation of this frost protection is controlled depending on the outdoor and exhaust air temperature.
The laboratory measurement has proved that by use of an additional external electric preheater with a maximum power of 1500 W is this frost protection strategy sufficient to prevent the heat exchanger from freezing at an upper airflow rate and an outdoor air temperature of $-15\text{ }^{\circ}\text{C}$.
- Frost protection of downstream hydraulic heater coils:
 - ✓ In order to protect a downstream hydraulic heater coil the supply air fan is switched off as soon as the supply air temperature falls below ca. $7\text{ }^{\circ}\text{C}$. Warning signal is showed on the control panel.

CERTIFICATE

Certified Passive House Component

Component-ID 1564vs03 valid until 31st December 2023

Passive House Institute
Dr. Wolfgang Feist
64283 Darmstadt
Germany



Category: **Air handling unit with heat recovery**
Manufacturer: **Siber Zone, S.L.U.**
Spain
Product name: **DF EVO 1 ENT**

Specification: Airflow rate < 600 m³/h
Heat exchanger: Recuperative

This certificate was awarded based on the product meeting the following main criteria

Heat recovery rate $\eta_{HR} \geq 75\%$
Specific electric power $P_{el,spec} \leq 0.45 \text{ Wh/m}^3$
Leakage < 3%
Comfort Supply air temperature $\geq 16.5 \text{ }^\circ\text{C}$ at outdoor air temperature of $-10 \text{ }^\circ\text{C}$

Airflow range
71–110 m ³ /h
Heat recovery rate
$\eta_{HR} = 84\%$
Specific electric power
$P_{el,spec} = 0.30 \text{ Wh/m}^3$
Humidity recovery
$\eta_x = 67\%$

cool, temperate climate



**CERTIFIED
COMPONENT**

Passive House Institute

Humidity recovery

Indoor air humidity can be increased by using a system with moisture recovery in a cool, temperate climate, especially during the winter. These higher humidity levels will reduce evaporation from building elements and furniture during the heating period and thus have a positive effect on the building's heating demand. In order to account for this effect, the heat recovery efficiency is increased by a certain percentage, depending on the achieved level of moisture recovery.

Humidity recovery

$$\eta_x = 67\%$$

In case the unit's moisture recovery rate is larger than 60% its airflow rate must be controlled based on the indoor air humidity, in order to prevent temporarily elevated humidity levels.

- The unit is equipped with the function of airflow volume control in dependence on the internal humidity. In order to make this function available, installation of an additional relative humidity sensor and activation of this function in the control system is required. The humidity sensor is available as an optional accessory.

Application of humidity recovery:

- In cool temperate climates, heat exchangers with moisture recovery should generally only be used if the moisture load inside the building is comparatively low (e.g. in a residential building with an occupancy rate significantly below the average).
- If moisture recovery > 60% is to be used in a building with an average occupancy rate and typical use, the energy balance of the building is to be calculated with an increased airflow rate.

Passive House comfort criterion

At an outdoor air temperature of -10 °C a supply air temperature higher than 16.5 °C is achieved by use of an additional external electric preheater. The criterion is therefore met.

Efficiency criterion (heat recovery rate)

The effective heat recovery rate is measured at a test facility using balanced mass flows of the outdoor and exhaust air. The boundary conditions for the measurement are documented in the testing procedure.

$$\eta_{HR} = \frac{(\theta_{ETA} - \theta_{EHA}) + \frac{P_{el}}{\dot{m} \cdot c_p}}{(\theta_{ETA} - \theta_{ODA})} + 0.08 \cdot \eta_x$$

With

- η_{HR} Heat recovery rate in %
- θ_{ETA} Extract air temperature in °C
- θ_{EHA} Exhaust air temperature in °C
- θ_{ODA} Outdoor air temperature in °C
- P_{el} Electric power in W
- \dot{m} Mass flow in kg/h
- c_p Specific heat capacity in W · h/(kg · K)
- η_x Humidity recovery in %
for $\eta_x \geq 60\%$, the heat recovery increase ($0.08 \cdot \eta_x$) is limited to a maximum of 4.80 %

Heat recovery rate

$$\eta_{HR} = 84\%$$

Efficiency criterion (electric power)

The overall electrical power consumption of the device is measured at the test facility at an external pressure of 100 Pa (50 Pa, respectively, for the intake and outlet). This includes the general electrical power consumption for operation and control but not for frost protection.

Specific electric power

$$P_{el,spec} = 0.30 \text{ Wh/m}^3$$

Efficiency ratio

The efficiency ratio provides information about the overall energy performance of the respective ventilation unit. It specifies the achieved reduction in ventilation heat losses by using a ventilation unit with heat recovery rather than without.

Efficiency ratio

$$\epsilon_L = 0.70$$

Leakage

The leakage airflow must not exceed 3 % of the average airflow of the unit's operating range.

Internal leakage	External leakage
------------------	------------------

1.56 %	3.00 %
--------	--------

Settings and airflow balance

It must be possible to adjust the balance of airflows at the unit itself (either between the exhaust and the outdoor airflows or between the supply and the extract airflows, if the unit is respectively placed inside or outside of the insulated thermal envelope of the building).

- This unit is certified for airflow rates of 71–110 m³/h.
- Balancing the airflow rates of the unit is possible.
- The user should have at least all the following setting options:

- ✓ Switching the system on and off.
- ✓ Synchronized adjustment of the supply and extract airflows to basic ventilation (70–80 %), standard ventilation (100 %) and increased ventilation (130 %) with a clear indication of the current setting.
- The device has a standby power consumption of 3.20 W. The target value of 1 W was exceeded. The device should be equipped with an additional external switch so that it can be disconnected from the mains, if required.
- After a power failure, the device will automatically resume operation.

Acoustical testing

The required limit for the sound power level of the device is 35 dB(A) in order to limit the sound pressure level in the installation room. The sound level target value of less than 25 dB(A) in living spaces and less than 30 dB(A) in functional spaces must be ensured by installing commercial silencers. The following sound power levels are met at an airflow rate of 110 m³/h:

Device	Duct			
	Outdoor	Supply air	Extract air	Exhaust air
44.2 dB(A)	46.3 dB(A)	56.2 dB(A)	42.3 dB(A)	59.2 dB(A)

- The unit does not fulfil the requirements for the sound power level. The unit must therefore be installed acoustically separated from living areas.
- One example of suitable silencers for supply and extract air ducts is mentioned in the detailed test report or can be obtained from the manufacturer. It is recommended to identify suitable silencers for each individual project.

Indoor air quality

This unit is to be equipped with the following filter qualities:

Outdoor air filter	Extract air filter
ISO ePM1 50%	ISO Coarse 60%

On the outdoor air side, the filter efficiency of ISO ePM1 50% (F7 according to EN 779) or better is recommended. For the extract air side, a filter efficiency of at least ISO Coarse 60% (G4 according to EN 779) is recommended. If not in standard configuration, the recommended filter is available as an accessory part.

Frost protection

Appropriate measures should be taken to prevent the heat exchanger and optional downstream hydraulic heater coil from getting damaged by frost during extreme winter temperatures (–15 °C). It must be ensured that the unit's ventilation performance is not affected during frost protection cycles.

- Frost protection of the heat exchanger:
 - ✓ In order to protect the heat exchanger from freezing up, installation of an additional external preheater is required. The operation of this frost protection is controlled depending on the outdoor and exhaust air temperature. The laboratory measurement has proved that by use of an additional external electric preheater with a maximum power of 1500 W is this frost protection strategy sufficient to prevent the heat exchanger from freezing at an upper airflow rate and an outdoor air temperature of -15 °C.

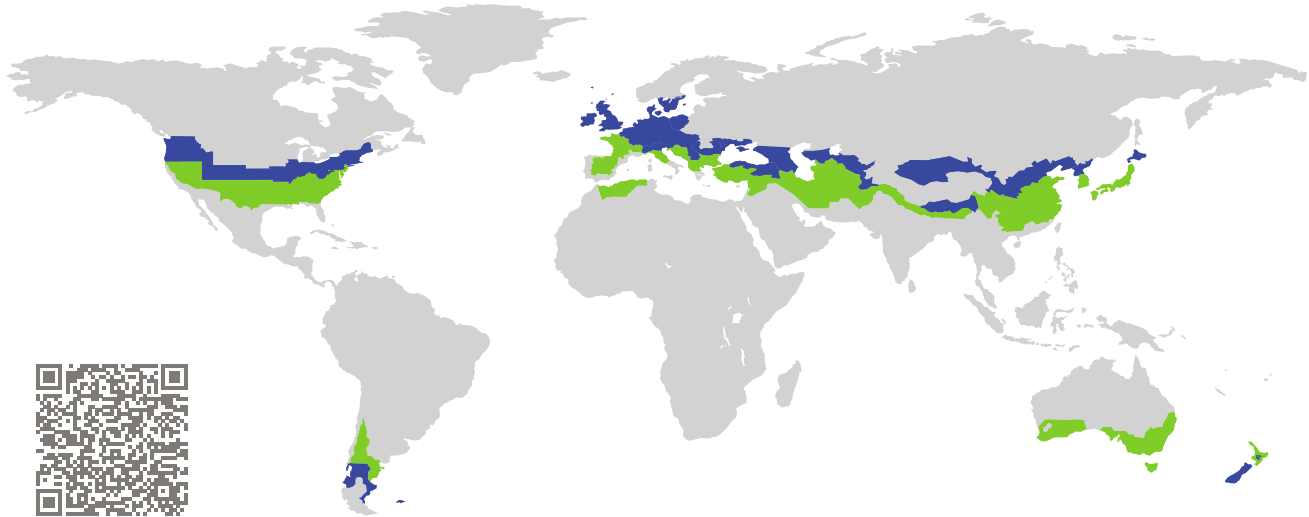
- Frost protection of downstream hydraulic heater coils:
 - ✓ In order to protect a downstream hydraulic heater coil the supply air fan is switched off as soon as the supply air temperature falls below ca. 7 °C. Warning signal is showed on the control panel.

CERTIFICATE

Certified Passive House Component

Component-ID 1565vs03 valid until 31st December 2023

Passive House Institute
Dr. Wolfgang Feist
64283 Darmstadt
Germany



Category: **Air handling unit with heat recovery**
Manufacturer: **Siber Zone, S.L.U.**
Spain
Product name: **DF EVO 2**

Specification: Airflow rate < 600 m³/h
Heat exchanger: Recuperative

This certificate was awarded based on the product meeting the following main criteria

Heat recovery rate	η_{HR}	\geq	75 %
Specific electric power	$P_{el,spec}$	\leq	0.45 Wh/m ³
Leakage		$<$	3 %
Comfort			Supply air temperature \geq 16.5 °C at outdoor air temperature of -10 °C

Airflow range
85–155 m ³ /h
Heat recovery rate
$\eta_{HR} = 84 \%$
Specific electric power
$P_{el,spec} = 0.31 \text{ Wh/m}^3$

¹⁾ At an airflow of 101 m³/h, a heat recovery of $\eta_{HR} = 86 \%$ is reached.

cool, temperate climate



**CERTIFIED
COMPONENT**

Passive House Institute

Passive House comfort criterion

At an outdoor air temperature of - 10 °C a supply air temperature higher than 16.5 °C is achieved by use of an additional external electric preheater. The criterion is therefore met.

Efficiency criterion (heat recovery rate)

The effective heat recovery rate is measured at a test facility using balanced mass flows of the outdoor and exhaust air. The boundary conditions for the measurement are documented in the testing procedure.

$$\eta_{HR} = \frac{(\theta_{ETA} - \theta_{EHA}) + \frac{P_{el}}{\dot{m} \cdot c_p}}{(\theta_{ETA} - \theta_{ODA})}$$

With

- η_{HR} Heat recovery rate in %
- θ_{ETA} Extract air temperature in °C
- θ_{EHA} Exhaust air temperature in °C
- θ_{ODA} Outdoor air temperature in °C
- P_{el} Electric power in W
- \dot{m} Mass flow in kg/h
- c_p Specific heat capacity in W · h/(kg · K)

Heat recovery rate

$$\eta_{HR} = 84 \%$$

Efficiency criterion (electric power)

The overall electrical power consumption of the device is measured at the test facility at an external pressure of 100 Pa (50 Pa, respectively, for the intake and outlet). This includes the general electrical power consumption for operation and control but not for frost protection.

Specific electric power

$$P_{el,spec} = 0.31 \text{ Wh/m}^3$$

Efficiency ratio

The efficiency ratio provides information about the overall energy performance of the respective ventilation unit. It specifies the achieved reduction in ventilation heat losses by using a ventilation unit with heat recovery rather than without.

Efficiency ratio

$$\epsilon_L = 0.64$$

Leakage

The leakage airflow must not exceed 3 % of the average airflow of the unit's operating range.

Internal leakage	External leakage
1.65 %	2.35 %

Settings and airflow balance

It must be possible to adjust the balance of airflows at the unit itself (either between the exhaust and the outdoor airflows or between the supply and the extract airflows, if the unit is respectively placed inside or outside of the insulated thermal envelope of the building).

- This unit is certified for airflow rates of 85–155 m³/h.
- Balancing the airflow rates of the unit is possible.
- The user should have at least all the following setting options:
 - ✓ Switching the system on and off.
 - ✓ Synchronized adjustment of the supply and extract airflows to basic ventilation (70–80 %), standard ventilation (100 %) and increased ventilation (130 %) with a clear indication of the current setting.
- The device has a standby power consumption of 3.20 W. The target value of 1 W was exceeded. The device should be equipped with an additional external switch so that it can be disconnected from the mains, if required.
- After a power failure, the device will automatically resume operation.

Acoustical testing

The required limit for the sound power level of the device is 35 dB(A) in order to limit the sound pressure level in the installation room. The sound level target value of less than 25 dB(A) in living spaces and less than 30 dB(A) in functional spaces must be ensured by installing commercial silencers. The following sound power levels are met at an airflow rate of 155 m³/h:

Device	Duct			
	Outdoor	Supply air	Extract air	Exhaust air
46.0 dB(A)	49.5 dB(A)	62.0 dB(A)	48.0 dB(A)	60.9 dB(A)

- The unit does not fulfil the requirements for the sound power level. The unit must therefore be installed acoustically separated from living areas.
- One example of suitable silencers for supply and extract air ducts is mentioned in the detailed test report or can be obtained from the manufacturer. It is recommended to identify suitable silencers for each individual project.

Indoor air quality

This unit is to be equipped with the following filter qualities:

Outdoor air filter	Extract air filter
ISO ePM1 50%	ISO Coarse 60%

On the outdoor air side, the filter efficiency of ISO ePM1 50% (F7 according to EN 779) or better is recommended. For the extract air side, a filter efficiency of at least ISO Coarse 60% (G4 according to EN 779) is recommended. If not in standard configuration, the recommended filter is available as an accessory part.

Frost protection

Appropriate measures should be taken to prevent the heat exchanger and optional downstream hydraulic heater coil from getting damaged by frost during extreme winter temperatures ($-15\text{ }^{\circ}\text{C}$). It must be ensured that the unit's ventilation performance is not affected during frost protection cycles.

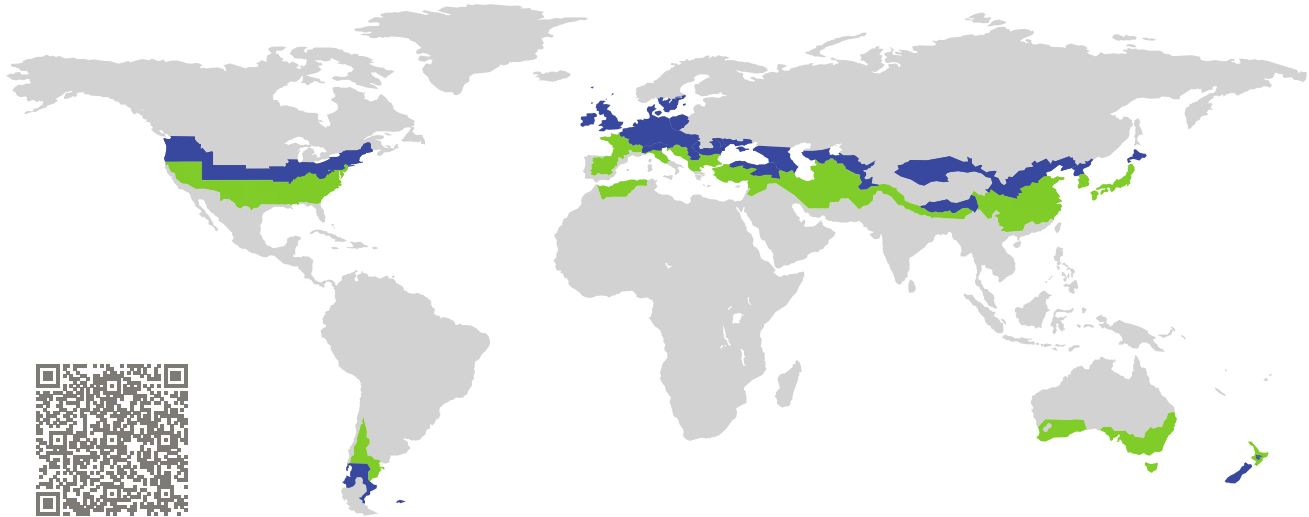
- Frost protection of the heat exchanger:
 - ✓ In order to protect the heat exchanger from freezing up, installation of an additional external preheater is required. The operation of this frost protection is controlled depending on the outdoor and exhaust air temperature.
The laboratory measurement has proved that by use of an additional external electric preheater with a maximum power of 1500 W is this frost protection strategy sufficient to prevent the heat exchanger from freezing at an upper airflow rate and an outdoor air temperature of $-15\text{ }^{\circ}\text{C}$.
- Frost protection of downstream hydraulic heater coils:
 - ✓ In order to protect a downstream hydraulic heater coil the supply air fan is switched off as soon as the supply air temperature falls below ca. $5\text{ }^{\circ}\text{C}$. Warning signal is showed on the control panel.

CERTIFICATE

Certified Passive House Component

Component-ID 1566vs03 valid until 31st December 2023

Passive House Institute
Dr. Wolfgang Feist
64283 Darmstadt
Germany



Category: **Air handling unit with heat recovery**
Manufacturer: **Siber Zone, S.L.U.**
Spain
Product name: **DF EVO 2 ENT**

Specification: Airflow rate < 600 m³/h
Heat exchanger: Recuperative

This certificate was awarded based on the product meeting the following main criteria

Heat recovery rate $\eta_{HR} \geq 75\%$
Specific electric power $P_{el,spec} \leq 0.45 \text{ Wh/m}^3$
Leakage < 3%
Comfort Supply air temperature $\geq 16.5 \text{ }^\circ\text{C}$ at outdoor air temperature of $-10 \text{ }^\circ\text{C}$

Airflow range
85–155 m ³ /h
Heat recovery rate
$\eta_{HR} = 79\%$
Specific electric power
$P_{el,spec} = 0.30 \text{ Wh/m}^3$
Humidity recovery
$\eta_x = 61\%$

¹⁾ At an airflow of 103 m³/h, a heat recovery of $\eta_{HR} = 83\%$ is reached.

cool, temperate climate



**CERTIFIED
COMPONENT**

Passive House Institute

Humidity recovery

Indoor air humidity can be increased by using a system with moisture recovery in a cool, temperate climate, especially during the winter. These higher humidity levels will reduce evaporation from building elements and furniture during the heating period and thus have a positive effect on the building's heating demand. In order to account for this effect, the heat recovery efficiency is increased by a certain percentage, depending on the achieved level of moisture recovery.

Humidity recovery

$$\eta_x = 61 \%$$

In case the unit's moisture recovery rate is larger than 60 % its airflow rate must be controlled based on the indoor air humidity, in order to prevent temporarily elevated humidity levels.

- The unit is equipped with the function of airflow volume control in dependence on the internal humidity. In order to make this function available, installation of an additional humidity sensor and activation of this function in the control system is required. The humidity sensor is available as an optional accessory.

Application of humidity recovery:

- In cool temperate climates, heat exchangers with moisture recovery should generally only be used if the moisture load inside the building is comparatively low (e.g. in a residential building with an occupancy rate significantly below the average).
- If moisture recovery > 60 % is to be used in a building with an average occupancy rate and typical use, the energy balance of the building is to be calculated with an increased airflow rate.

Passive House comfort criterion

At an outdoor air temperature of - 10 °C a supply air temperature higher than 16.5 °C is achieved by use of an additional external electric preheater together with an additional external electric postheater. The criterion is therefore met.

Efficiency criterion (heat recovery rate)

The effective heat recovery rate is measured at a test facility using balanced mass flows of the outdoor and exhaust air. The boundary conditions for the measurement are documented in the testing procedure.

$$\eta_{HR} = \frac{(\theta_{ETA} - \theta_{EHA}) + \frac{P_{el}}{\dot{m} \cdot c_p}}{(\theta_{ETA} - \theta_{ODA})} + 0.08 \cdot \eta_x$$

With

- η_{HR} Heat recovery rate in %
- θ_{ETA} Extract air temperature in °C
- θ_{EHA} Exhaust air temperature in °C
- θ_{ODA} Outdoor air temperature in °C
- P_{el} Electric power in W
- \dot{m} Mass flow in kg/h
- c_p Specific heat capacity in W · h/(kg · K)
- η_x Humidity recovery in %
for $\eta_x \geq 60\%$, the heat recovery increase ($0.08 \cdot \eta_x$) is limited to a maximum of 4.80 %

Heat recovery rate

$$\eta_{HR} = 79\%$$

Efficiency criterion (electric power)

The overall electrical power consumption of the device is measured at the test facility at an external pressure of 100 Pa (50 Pa, respectively, for the intake and outlet). This includes the general electrical power consumption for operation and control but not for frost protection.

Specific electric power

$$P_{el,spec} = 0.30 \text{ Wh/m}^3$$

Efficiency ratio

The efficiency ratio provides information about the overall energy performance of the respective ventilation unit. It specifies the achieved reduction in ventilation heat losses by using a ventilation unit with heat recovery rather than without.

Efficiency ratio

$$\epsilon_L = 0.65$$

Leakage

The leakage airflow must not exceed 3 % of the average airflow of the unit's operating range.

Internal leakage

1.65 %

External leakage

2.35 %

Settings and airflow balance

It must be possible to adjust the balance of airflows at the unit itself (either between the exhaust and the outdoor airflows or between the supply and the extract airflows, if the unit is respectively placed inside or outside of the insulated thermal envelope of the building).

- This unit is certified for airflow rates of 85–155 m³/h.
- Balancing the airflow rates of the unit is possible.
- The user should have at least all the following setting options:

- ✓ Switching the system on and off.
- ✓ Synchronized adjustment of the supply and extract airflows to basic ventilation (70–80 %), standard ventilation (100 %) and increased ventilation (130 %) with a clear indication of the current setting.
- The device has a standby power consumption of 3.20 W. The target value of 1 W was exceeded. The device should be equipped with an additional external switch so that it can be disconnected from the mains, if required.
- After a power failure, the device will automatically resume operation.

Acoustical testing

The required limit for the sound power level of the device is 35 dB(A) in order to limit the sound pressure level in the installation room. The sound level target value of less than 25 dB(A) in living spaces and less than 30 dB(A) in functional spaces must be ensured by installing commercial silencers. The following sound power levels are met at an airflow rate of 155 m³/h:

Device	Duct			
	Outdoor	Supply air	Extract air	Exhaust air
46.2 dB(A)	49.8 dB(A)	62.2 dB(A)	48.2 dB(A)	61.1 dB(A)

- The unit does not fulfil the requirements for the sound power level. The unit must therefore be installed acoustically separated from living areas.
- One example of suitable silencers for supply and extract air ducts is mentioned in the detailed test report or can be obtained from the manufacturer. It is recommended to identify suitable silencers for each individual project.

Indoor air quality

This unit is to be equipped with the following filter qualities:

Outdoor air filter	Extract air filter
ISO ePM1 50%	ISO Coarse 60%

On the outdoor air side, the filter efficiency of ISO ePM1 50% (F7 according to EN 779) or better is recommended. For the extract air side, a filter efficiency of at least ISO Coarse 60% (G4 according to EN 779) is recommended. If not in standard configuration, the recommended filter is available as an accessory part.

Frost protection

Appropriate measures should be taken to prevent the heat exchanger and optional downstream hydraulic heater coil from getting damaged by frost during extreme winter temperatures (–15 °C). It must be ensured that the unit's ventilation performance is not affected during frost protection cycles.

- Frost protection of the heat exchanger:
 - ✓ In order to protect the heat exchanger from freezing up, installation of an additional external preheater is required. The operation of this frost protection is controlled depending on the outdoor and exhaust air temperature. The laboratory measurement has proved that by use of an additional external electric preheater with a maximum power of 1500 W is this frost protection strategy sufficient to prevent the heat exchanger from freezing at an upper airflow rate and an outdoor air temperature of -15 °C.

- Frost protection of downstream hydraulic heater coils:
 - ✓ In order to protect a downstream hydraulic heater coil the supply air fan is switched off as soon as the supply air temperature falls below ca. 5 °C. Warning signal is showed on the control panel.